

## **Generations of Faith Session 5: The Prophets of the Old Testament**

### ***Daniel Reading Plan Kindergarten - Second Grade***

While this session of Generations of Faith is on the whole of the Prophets of the Old Testament; for the kids we are going to focus on the stories from the Book of Daniel and one from a minor prophet - Jonah.

**Bible Verse:** A good Bible verse to memorize this month is Daniel 4:3 “How great are his signs, how mighty his wonders! His kingdom is an eternal kingdom; his dominion endures from generation to generation.

It is important to make sure that the kids understand what a prophet is and the role they play in the Bible. First and foremost, a prophet is a person – or sometimes a group – who speaks for God. The prophet’s words spoken in God’s names – usually called prophecies or oracles – are God’s words. Some people think prophets can predict the future, but this is not their role in the Bible. The biblical prophets were called by God during times of crisis to offer God’s People challenge or comfort, depending on the circumstances.

**April 26 – May 2**

**The Fiery Furnace**

**(Daniel 3)**

Read the story from your Children’s Bible: In Babylon, King Nebuchadnezzar built a golden statue of himself for everyone to worship. Three men named Shadrach, Meshach and Abednego refused to worship the statue because of their faithfulness to God. King Nebuchadnezzar sentenced them to be thrown into a fiery furnace, but they believed God would protect them from harm, and He did!

**Key Concepts:** God will protect you. Stand strong in your faith. Listen to God, even when others do not.

**Comprehension Questions:** What gold thing did King Nebuchadnezzar build? (An idol) What was the king’s law? (When the music played then everyone had to bend down and worship the idol.) Who were the only ones who refused to bow down to the idol? (Shadrach, Meshach and Abednego) How did the king punish them? (Had them thrown into a fiery furnace.) How many men were walking around inside the furnace? (Four) After the men came out not even smelling like smoke, what did the king order? (No one was allowed to ever say anything bad about the Lord God.) What do you need to do this week that shows you obey God rather than people?

**Song:** This Little Light of Mine <https://www.youtube.com/watch?v=ty9bZNX4uWA&t=81s>

**Activity 1:** Coloring Page (page 4)

**Activity 2:** Color the bricks and the people for the craft on page 5 & 6. Cut out on the solid lines and fold on the dotted lines. Color and add the people inside the furnace. Use the red and orange construction paper to cut out and add flames.

**May 3 - 10**

**Belshazzar's Banquet/The Writing on the Wall**

**(Daniel 5)**

Read the story of how Belshazzar did not learn from the consequences of his grandfather Nebuchadnezzar's pride and the fingers writing upon the wall of the King's palace from your Children's Bible or Bible Storybook.

**Key Concepts:** Show respect for God. Discuss how that treating the temple items with respect showed respect to God. How do we show respect to God today? You can also discuss how God humbles the proud. God used Daniel's wisdom to get the king's attention about his pride. The king acted like he was better than God. God humbled the king. We are called to humble ourselves and trust in God.

**Comprehension Questions:** What special things did King Belshazzar use in his banquet? (Gold and silver cups stolen from the temple of God.) What wrote the words on the wall? (A giant hand.) What happened later on the night of King Belshazzar's banquet? (Belshazzar was killed and the Medes took over the Kingdom of Babylon.)

**Song:** My God is So Big <https://www.youtube.com/watch?v=Aq1ZIC4lsEw>

**Activity 1:** Coloring Page (page 7)

**Activity 2 (Parent Supervision Needed):** Use lemon juice to "write" a message on paper. (We suggest you write a Bible verse.) After it dries, it should be invisible. Hold the paper with the message over a heat source (candle, blow dryer on hot setting). As the dried lemon juice heats, it will turn brown and the message will appear.

**May 11-18**

**Daniel in the Lion's Den**

**(Daniel 6)**

Read the story of Daniel in the Lion's Den from your Children's Bible or Bible Storybook.

**Key Concepts:** Always remember to pray. God can protect us from anything. God is with us in good and bad times.

**Comprehension Questions:** Why did King Darius trust Daniel? (Because Daniel was a hard worker and did his best. Daniel never cheated.) What did Daniel do three times every day? (Prayed to God) What kind of law did the king's other helpers get King Darius to write? (If anyone in the kingdom prays to anyone other than the king for a month then they would be thrown in a lion's den.) Why did Daniel not die in the lion's den? (God sent an angel to shut the lions' mouths.)

**Song:** Angels Watching Over Me <https://www.youtube.com/watch?v=87OI6z1ufEI>

**Activity 1:** Coloring Page (page 8)

**Activity 2 - Making a paper bag lion puppet:** Cut the black construction paper into a triangle for a nose. Cut the yellow and orange construction paper into strips ½ or so inches wide and about 4 inches long. Glue on the nose. Draw eyes and the rest of the lion's face. Next put a thin line of glue around the outer edge of the lion's face. Let the kids use the orange and yellow strips to design and glue down the lion's mane.



## **May 19-26    Jonah and the Large Fish**

**(Jonah 2)**

Read the story of Jonah and the Whale/Large Fish from your Children's Bible or Bible Storybook. Jonah was an ordinary person until God chose him to deliver a message to the city of Nineveh. Jonah decided to run from God to a city far from Nineveh. After Jonah was swallowed by a great fish, he realized his mistakes and repented to God.


**Key Concepts:** Explain the importance of obedience to God and the need to serve Him every day. Explain that actions have consequences. Identify that God never stops loving us and that God hears us when we pray. God gives us second chances. (If you disobey, ask for forgiveness because God will give you a second chance.)


**Comprehension Questions:** What did God want Jonah to do? (He told Jonah to go to a city called Nineveh and tell the people who lived there about Him.) What did Jonah do? (Ran away and got on a ship.) What happened when Jonah was on the ship? (A big storm started.) What did Jonah say when the sailors asked him to start praying? (I can't pray to God. I'm running away from Him.) What happened when Jonah was thrown overboard? (The storm stopped.) How many days was Jonah inside the fish? (Three days.) Where did the whale spit Jonah out? (On dry land.)

**Song:** O-B-E-D-I-E-N-C-E <https://www.youtube.com/watch?v=5Bvb5L14Zo>

**Activity 1:** Coloring Page (Page 9)

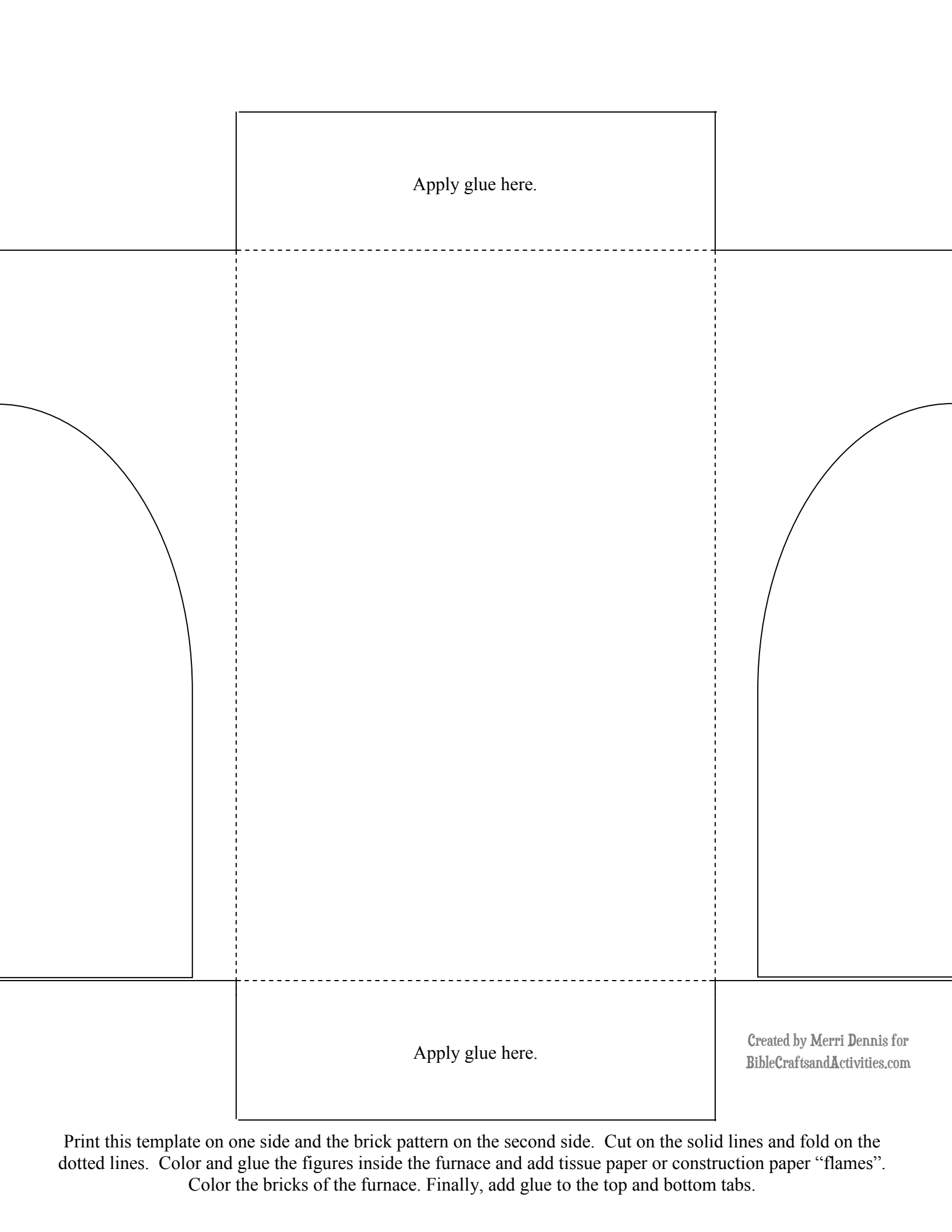
**Activity 2:** Have the children color and cut the Jonah and fish cutout on page 10 of this packet. Cut the fish in half along the line. Attach the top and bottom of the fish to the clothes pin. Attach Jonah to the inside of the fish.





Then Nebuchadnezzar spake, and said, Blessed be the God of Shadrach, Meshach, and Abed-nego, who hath sent his angel, and delivered his servants that trusted in him, and have changed the king's word, and yielded their bodies, that they might not serve nor worship any god, except their own God.

*Daniel 3:28*

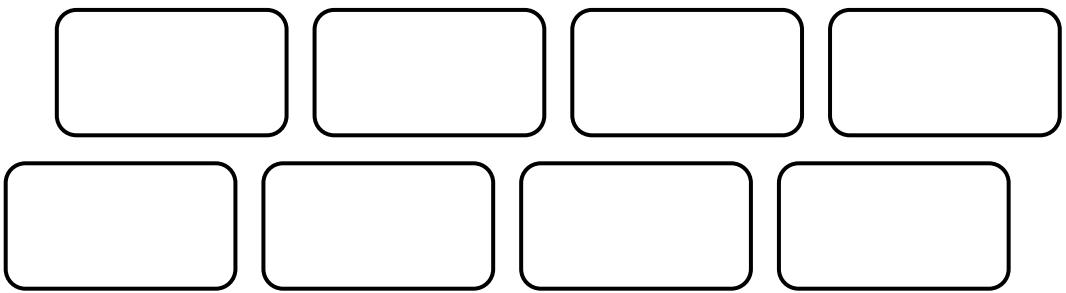
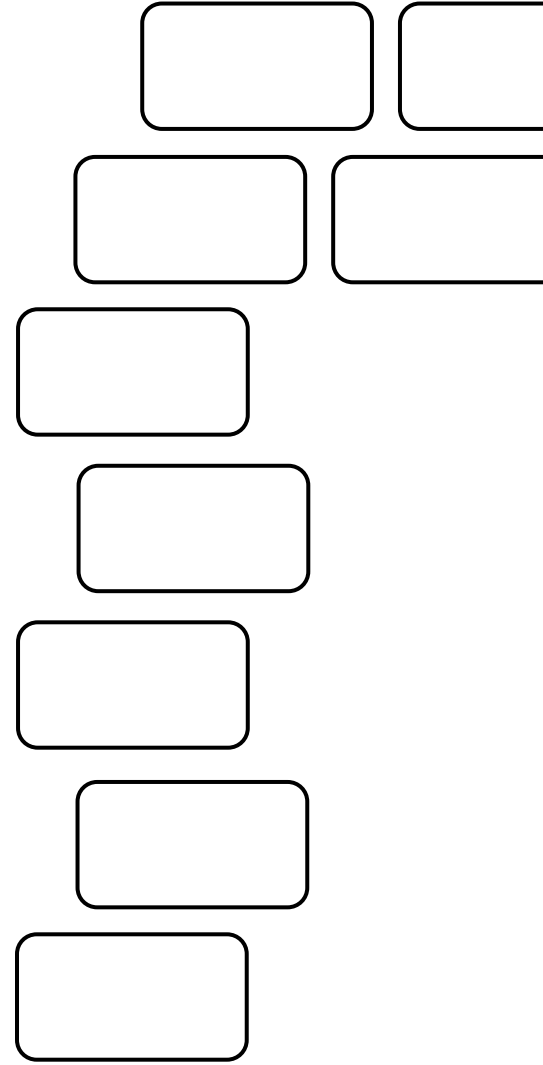
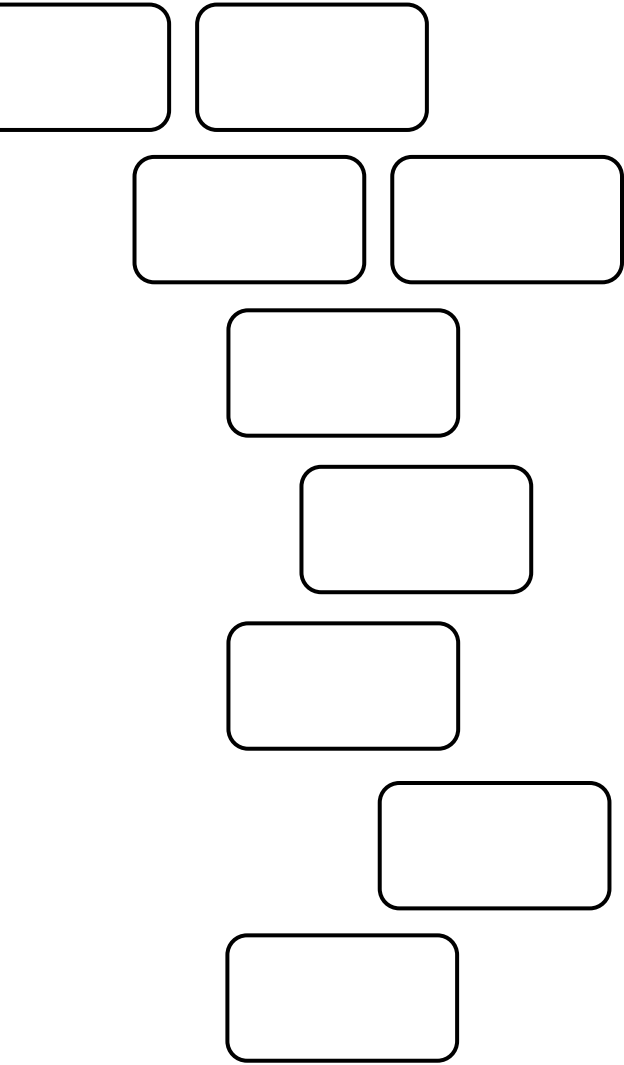
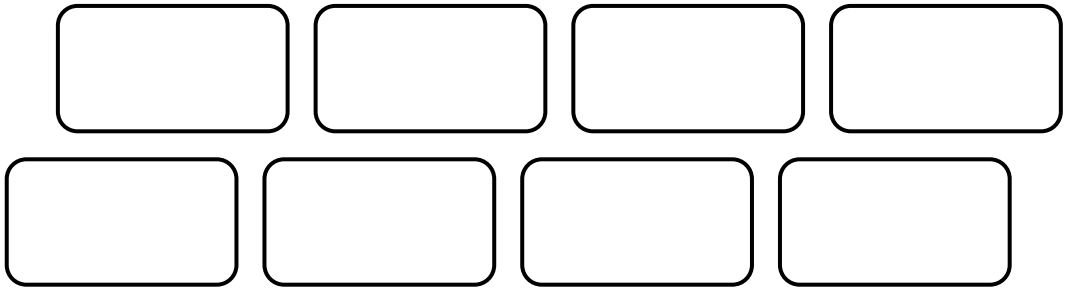


Apply glue here.

Apply glue here.

Created by Merri Dennis for  
BibleCraftsandActivities.com

Print this template on one side and the brick pattern on the second side. Cut on the solid lines and fold on the dotted lines. Color and glue the figures inside the furnace and add tissue paper or construction paper “flames”. Color the bricks of the furnace. Finally, add glue to the top and bottom tabs.







# MENE MENE TEKEL PARSIN














Jonah Cut-Out



The Great Fish Cut-Out



Jonah Cut-Out



The Great Fish Cut-Out